



**GOVERNMENT OF INDIA
MINISTRY OF LABOUR & EMPLOYMENT
LABOUR BUREAU**

**'CLEREMONT', SHIMLA-171004
DATED: 30th July, 2021**

F.No. 5/1/2021-CPI

Press Release

Consumer Price Index for Industrial Workers (2016=100) – June, 2021

The Labour Bureau, an attached office of the M/o Labour & Employment, has been compiling Consumer Price Index for Industrial Workers every month on the basis of retail prices collected from 317 markets spread over 88 industrially important centres in the country. The index is compiled for 88 centres and All-India and is released on the last working day of succeeding month. The index for the month of June, 2021 is being released in this press release.

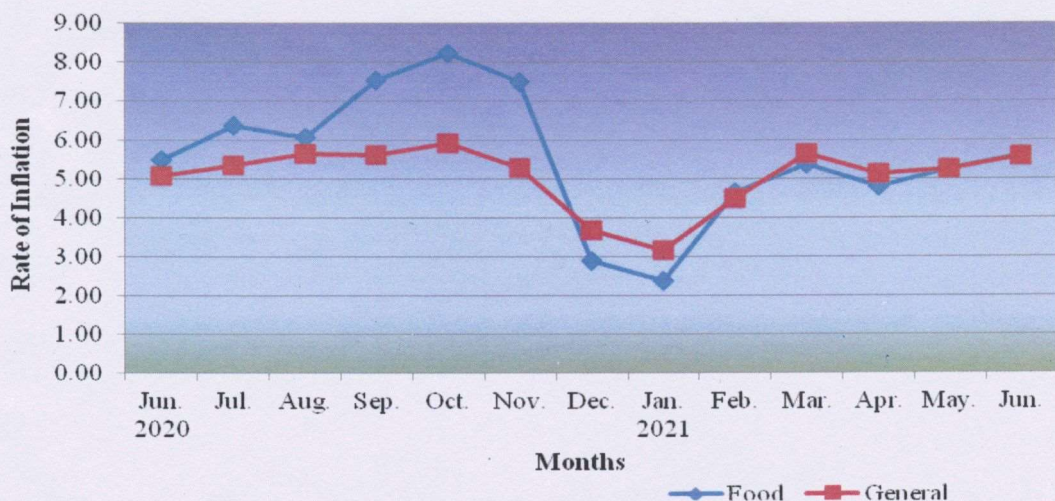
The All-India CPI-IW for June, 2021 increased by 1.1 points and stood at 121.7 (one hundred twenty one and point seven). On 1-month percentage change, it increased by 0.91 per cent with respect to previous month compared to an increase of 0.61 per cent recorded between corresponding months a year ago.

The maximum upward pressure in current index came from Food & Beverages group contributing 0.72 percentage points to the total change. At item level, Rice, Fish Fresh, Poultry/Chicken, Eggs-Hen, Edible Oil, Apple, Banana, Brinjal, Carrot, Cauliflower, French Beans, Onion, Potato, Tomato, Tea-leaf, Electricity Domestic, Kerosene Oil, Barber/Beautician charges, Doctor's/Surgeon's Fee, Petrol for Vehicle, etc. are responsible for the rise in index. However, this increase was largely checked by Arhar Dal, Coconut Fresh with Pulp, Mango, Pomegranate/Anar, Water Melon, Lemon, Tamarind, etc. putting downward pressure on the index.

At centre level, Shillong recorded maximum increase of 6.2 points followed by Puducherry and Bhopal with 3.5 points and 3.1 points respectively. Among others, 13 centres observed an increase between 2 to 2.7 points, 30 centres between 1 to 1.9 points and 32 centres between 0.1 to 0.9 points. On the contrary, Indore recorded a maximum decrease of 1.1 points. Among others, 7 centres observed a decline between 0.1 to 0.7 points. Rest of 2 centres remained stationary.

Year-on-year inflation for the month stood at 5.57 per cent compared to 5.24 per cent for the previous month and 5.06 per cent during the corresponding month a year before. Similarly, Food inflation stood at 5.61 per cent against 5.26 per cent of the previous month and 5.49 per cent during the corresponding month a year ago.

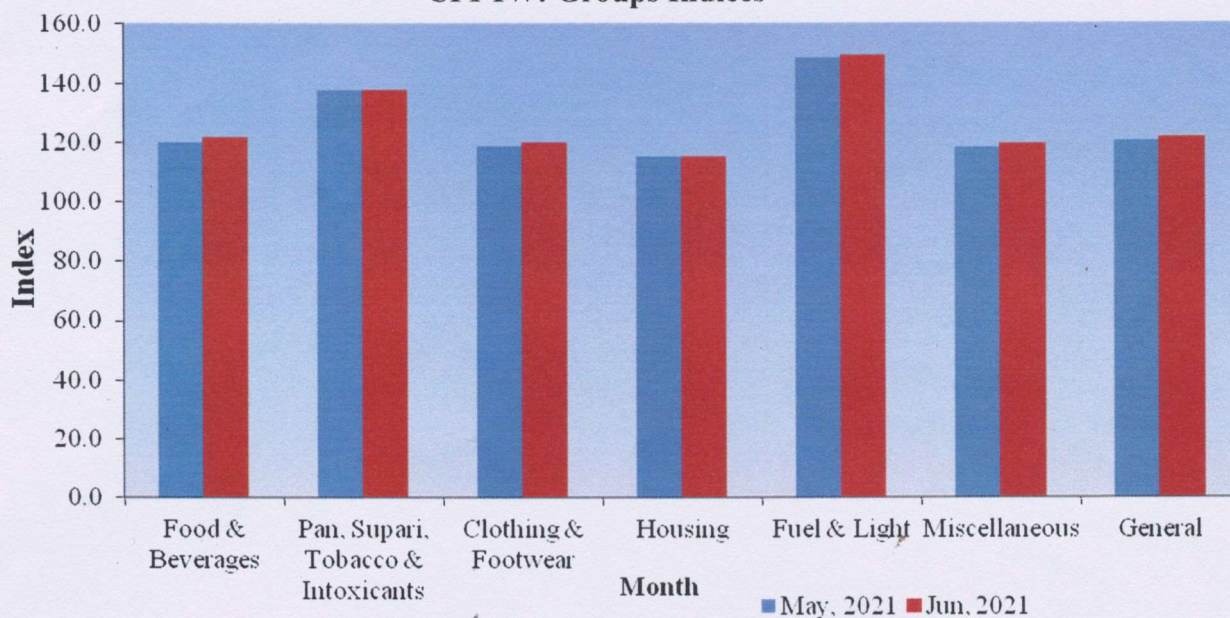
Y-o-Y Inflation based on CPI-IW (Food and General)




All-India Group-wise CPI-IW for May and June, 2021

Sr. No.	Groups	May, 2021	June, 2021
I	Food & Beverages	120.0	121.8
II	Pan, Supari, Tobacco & Intoxicants	137.8	137.9
III	Clothing & Footwear	119.0	120.1
IV	Housing	115.2	115.2
V	Fuel & Light	148.9	149.6
VI	Miscellaneous	118.6	119.7
	General Index	120.6	121.7

CPI-IW: Groups Indices



The next issue of CPI-IW for the month of July, 2021 will be released on Tuesday 31st August, 2021. The same will also be available on the office website www.labourbureaunew.gov.in.


(Shyam Singh Negi)