



**GOVERNMENT OF INDIA
MINISTRY OF LABOUR & EMPLOYMENT
LABOUR BUREAU**

**Shram Bureau Bhawan, Block No. 2,
Institutional Area, Sector 38 (West),
Chandigarh – 160036
Dated: 29th September, 2023**

F.No. 5/1/2021-CPI

Press Release

Consumer Price Index for Industrial Workers (2016=100) – August, 2023

The Labour Bureau, an attached office of the M/o Labour & Employment, has been compiling Consumer Price Index for Industrial Workers every month on the basis of retail prices collected from 317 markets spread over 88 industrially important centres in the country. The index is compiled for 88 centres and All-India and is released on the last working day of succeeding month. The index for the month of August, 2023 is being released in this press release.

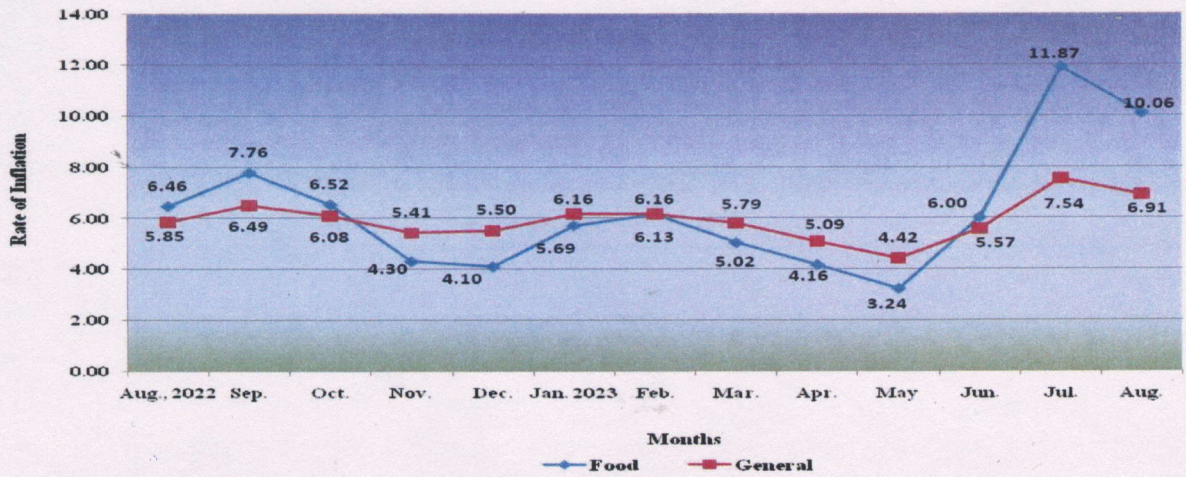
The All-India CPI-IW for August, 2023 decreased by 0.5 points and stood at 139.2 (one hundred thirty nine point two). On 1-month percentage change, it decreased by 0.36 per cent with respect to previous month compared to increase of 0.23 per cent recorded between corresponding months a year ago.

The maximum downward pressure in current index came from Food & Beverages group contributing 0.71 percentage point to the total change. At item level, Wheat, Poultry/Chicken, Eggs-hen, Cotton Seed Oil, Apple, Brinjal, Cauliflower, Chillies Green, Ginger, Lady's Finger, Tomato, Electricity Domestic, Kerosene Oil, etc. are responsible for the fall in index. However, this decrease was checked by Rice, Arhar Dal, Onion, Cumin Seed/Jira, Cooked Meal, Tailoring Charges, Books School/ITI, Private Tutor/Coaching Centre Fees, Tuition and other Fees-College and School/ITI, Stationery, etc. putting upward pressure on the index.

At centre level, Jaipur recorded a maximum decrease of 4.8 points. Among others, 3 centres recorded decrease between 3 to 3.9 points, 11 centres between 2 to 2.9 points, 13 centres between 1 to 1.9 points and 22 centres between 0.1 to 0.9 points. On the contrary, Cuttack recorded a maximum increase of 4.4 points followed by Jalandhar with 4.0 points and Dadra & Nagar Haveli and Kollam with 3.7 points each. Among others, 3 centres recorded increase between 2 to 2.9 points, 9 centres between 1 to 1.9 points and 18 centres between 0.1 to 0.9 points. Rest of 4 centres' indices remained stationary.

Year-on-year inflation for the month stood at 6.91 per cent compared to 7.54 per cent for the previous month and 5.85 per cent during the corresponding month a year before. Similarly, Food inflation stood at 10.06 per cent against 11.87 per cent of the previous month and 6.46 per cent during the corresponding month a year ago.

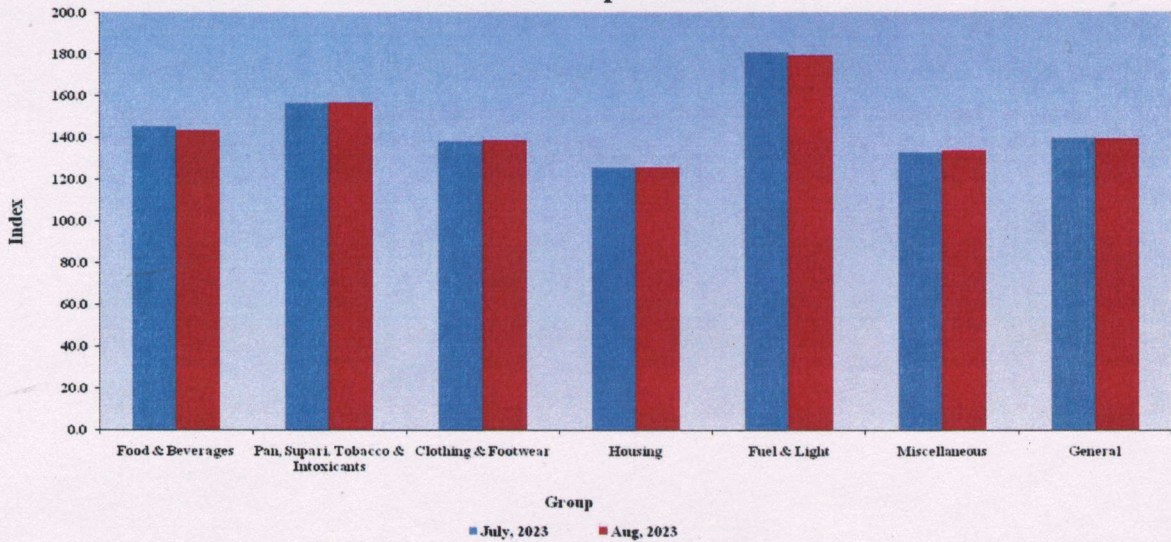
Y-o-Y Inflation based on CPI-IW (Food and General)




All-India Group-wise CPI-IW for July, 2023 and August, 2023

Sr. No.	Groups	July, 2023	August, 2023
I	Food & Beverages	145.1	143.3
II	Pan, Supari, Tobacco & Intoxicants	156.3	156.6
III	Clothing & Footwear	138.0	138.4
IV	Housing	125.7	125.7
V	Fuel & Light	181.0	179.3
VI	Miscellaneous	132.8	133.7
	General Index	139.7	139.2

CPI-IW: Groups Indices



The next issue of CPI-IW for the month of September, 2023 will be released on Tuesday, 31st October, 2023. The same will also be available on the office website www.labourbureau.gov.in.


 (Shyam Singh Negi)
 Deputy Director General